

Pace University

DigitalCommons@Pace

Student Zines

Dyson College of Arts & Sciences

1-2022

Stop Asian Hate zine

Alexandria Glover

Follow this and additional works at: https://digitalcommons.pace.edu/student_zines



Part of the [Asian American Studies Commons](#), [Feminist, Gender, and Sexuality Studies Commons](#), and the [Political Science Commons](#)

Recommended Citation


Glover, Alexandria, "Stop Asian Hate zine" (2022). *Student Zines*. 1.
https://digitalcommons.pace.edu/student_zines/1

This Book is brought to you for free and open access by the Dyson College of Arts & Sciences at DigitalCommons@Pace. It has been accepted for inclusion in Student Zines by an authorized administrator of DigitalCommons@Pace. For more information, please contact nmcguire@pace.edu.

NYC



the
"greatest"
city in the
world



TW: VIOLENCE


May 2, 2021

ABC News


asian woman

attacked

With hammer



anonymous
31-year-old



January 15, 2022


NBC News
New York Times

asian woman

fatally

pushed into

subway



Michelle
Alyssa
Go

Dec. 29, 1981 - Jan. 15, 2022

February 13, 2022

New York Times

asian woman

stabbed

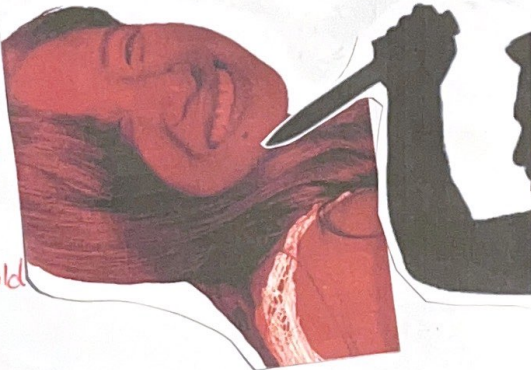
IN THE
NECK

>40x

in apt

Christina
Yuna
Lee →

35-years-old



Feb. 27, 2022

New York Times
NBC News

7 asian women

attacked
in 2 hours

Feb. 27

6:30pm



6:40pm



E. 57th St.
 Park Ave. S.

6:45pm

Irving Place
 E. 17th St.
 Union Square E.

6:55pm

7pm

E. Houston
 Mott St.

7-8:30 pm

E. Eighth St.
 Broadway

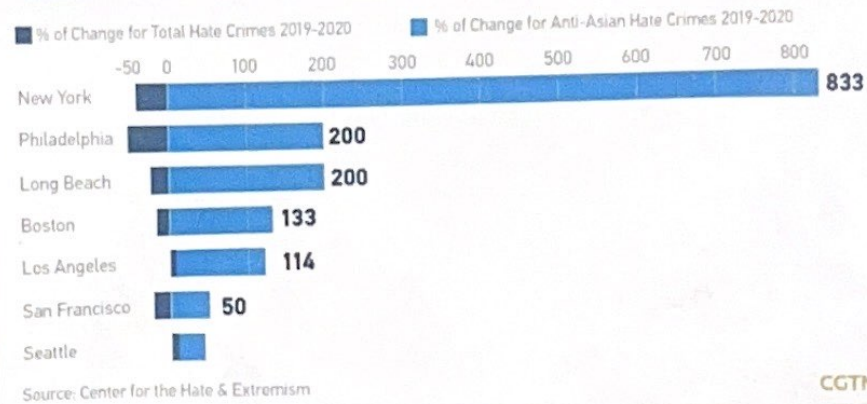
8:30pm

Feb. 27, 2022

China Virus
 CHINK
 Slant eyes
 "fucking Chinese
 coronavirus, go
 back to your country!"
 "WHERE IS your corona
 mask, you Asian
 bitch?"
 Kung Flu
 Trump at a youth
 rally
 6/24/2020
 BRC

Hate crimes reported to police in America's largest cities

Anti-Asian hate crimes surged 145%, while overall hate crimes dropped 6% in 2020.



National Trends

- Verbal harassment (63.0%) continues to make up the biggest share of total incidents reported.
- Physical assault (16.2%) comprises the second largest category of total reported incidents followed by the deliberate avoidance of AAPIs (16.1%).
- Almost half (48.7%) of all hate incidents took place in public spaces – in public streets (31.2%), public transit (8.4%), and public parks (8.0%).
- Hate incidents reported by women make up 61.8% of all reports.

**STOP
AAPI
HATE**

HOW TO SUPPORT:



**#very
asian**



**SEND
CHINATOWN
LOVE**

**WELCOME
CHINATOWN**

STOP ASIAN HATE!